

COOLEGE™

COOLEGE LIGHT QUALITY METRICS SPECIALTY ILLUMINATION SOLUTIONS: SUSPENDED + SURFACE MOUNT - 4000K TILE R3

NOTES ABOUT LIGHT QUALITY METRICS DATA:

- Values shown are TYPICAL – actual performance of individual units may vary
- The data presented has been generated in accordance with LM-79-08
- A complete summary of LM-79-08 data is provided for a nominal 1'x1' (300mm x 300mm) area assuming the High Flux option for Specialty Illumination Solutions - Suspended and Surface Mount; however, spectral and color rendering data is applicable to models of the same CCT at all flux levels including:
 - Spectral Power Distribution (SPD)
 - Nominal CCT
 - Chromaticity
 - R_f and R_g (TM-30-15)
 - CRI (R_a) and R-values
 - D_{uv}

SELECTED DEFINITIONS

- **Candlepower:** As presented in this document it is the same as “candela” the SI unit of measurement for light intensity.
- **CRI (R_a):** The general Color Rendering Index based on 8 CIE reference pastel color samples.
- **D_{uv} :** The American National Standards Institute (ANSI) references D_{uv} , a metric based on the CIE 1976 color space that quantifies the distance between the chromaticity of a given light source and a blackbody radiator of equal CCT. A negative D_{uv} indicates that the source is “below” the Planckian locus (blackbody curve), potentially having a red/blue tint, whereas a positive D_{uv} indicates that the source is “above” the curve, potentially exhibiting a green tint.
- **Nominal CCT Quadrangles:** ANSI has defined acceptable chromaticity quadrangles for LED binning in relation to the blackbody curve within CIE color space. The data presented shows the typical chromaticity coordinate within the relevant quadrangle.
- **R-value (R_i):** The R-value is a mathematical calculation measuring how similar a light source renders a particular color compared to a reference blackbody source of the same CCT. R-values are not absolute and therefore cannot be used as a specific measurement of color rendering. For example, a 2700K source may have a lower R9 value than a 5700K source, however, in absolute terms the 2700K source will render saturated red much better than the 5700K source because of the relative abundance of red in the spectral power distribution (SPD) for the 2700K source in comparison.
- **R1-R15:** The data presented include the special CRI set of CIE 14 samples and the Japanese Industrial Standard (JIS) for R15.
- **R_f :** The IESNA TM-30-15 technical memorandum for measuring color rendering defines a “fidelity” index, R_f , that is similar to CRI and quantifies the average difference in appearance between the test source and a reference source based on 99 reference colors.
- **R_g :** The IESNA TM-30-15 technical memorandum for measuring color rendering defines a “gamut” index, R_g , that quantifies the average difference in color saturation between the test source and a reference source based on 99 reference colors.

**COOLEdge LIGHT QUALITY METRICS
SPECIALTY ILLUMINATION SOLUTIONS:
SUSPENDED + SURFACE MOUNT - 4000K TILE R3**

LIGHTING PROPERTIES: TYPICAL PERFORMANCE

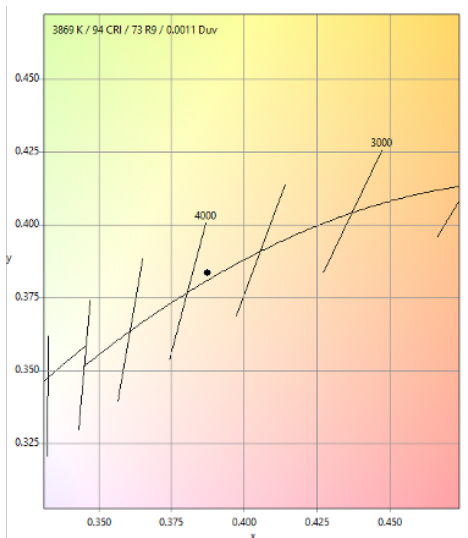
TEST CONDITIONS

Temp (°C)	DC Voltage (V)	Current (A)	Power (W)
25.0	54	0.0870	4.7

COLOR RENDERING INDEX DETAILS

Reference	Value
R1	94
R2	95
R3	94
R4	94
R5	93
R6	92
R7	96
R8	90
R9	73
R10	87
R11	94
R12	70
R13	94
R14	96
R15	92

NOMINAL CCT QUADRANGLES



CHROMATICITY COORDINATES

Chromaticity (x)	0.3873
Chromaticity (y)	0.3834
Chromaticity (u)	0.2270
Chromaticity (v)	0.3370
Chromaticity (u')	0.2270
Chromaticity (v')	0.5055
Duv	0.0011

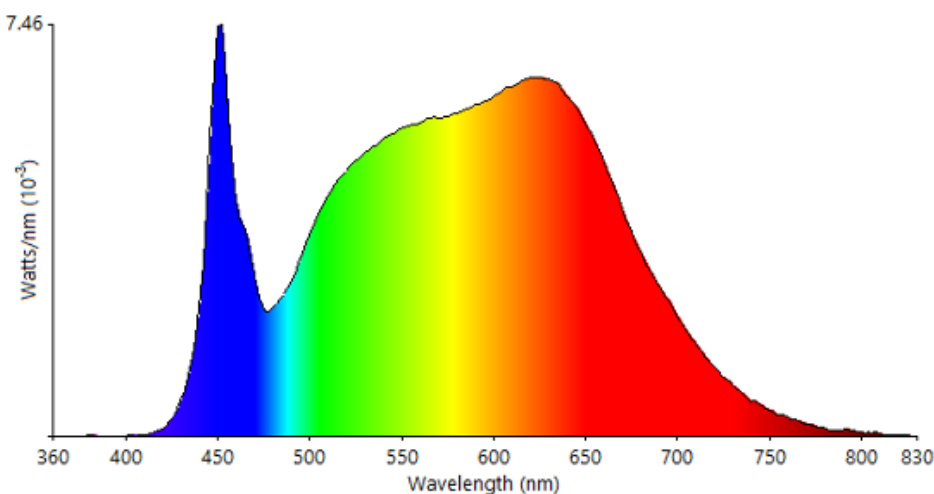
SUMMARY OF RESULTS

Total Lumen Output	395 Lumens
Luminaire Efficacy	84 lm/W
Maximum Candela	142.8 Candela
CCT	3869 K
CRI	94
R9	73
TM-30 R _f	91
TM-30 R _g	99

INTENSITY (CANDLEPOWER) SUMMARY

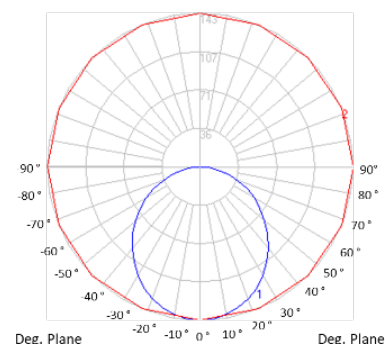
Angle	Mean CP	Lumens
0	100%	100%
5	99%	
10	98%	98%
15	95%	
20	92%	90%
25	87%	
30	82%	78%
35	76%	
40	70%	63%
45	63%	
50	56%	45%
55	48%	
60	42%	28%
65	34%	
70	26%	13%
75	19%	
80	12%	3%
85	5%	
90	0%	

SPECTRAL POWER DISTRIBUTION (SPD)



Testing was performed in accordance with LM-79-08.

POLAR GRAPH



Cooledge Lighting Inc.
110-13551 Commerce Parkway
Richmond, BC V6V 2L1 Canada

O +1 604 273 2665
F +1 604 273 2660
T +1 844 455 4448
W cooledgelighting.com

Cooledge Lighting reserves the right to change materials or modify the design of its product without notification as part of the company's continuing product improvement program.

COOLEdge™